

Swisspearl Facades Products and System

**swiss
pearl®**

Made to create



Competence, excellence and innovation

Long term experience

For more than 50 years, Swisspearl's Research & Development teams have continuously expanded their unique expertise regarding fiber cement material technology, coloration and application of the whole system. These significant technology advances are the backbone of Swiss quality. Swisspearl is the only manufacturer who masters the highly demanding production process for through-colored, shade in shade fiber cement panels offered in a wide color variety.

Content		
Swisspearl product range	Panel sizes	8
	Color overview	10
	Facade, interior and roof colors	12
Design possibilities	Customized panels	40
	Perforations	42
	Engravings	44
	Panels coated on both sides	46
	Sun shading elements	47
	Customized colors	48
Ventilated facade system	Fasteners	52
	The system	54
	Advantages	56
	Technical	58
	General information	60
General information	Warranty and properties of material	62
There for you		63



SUSTAINABLE ARCHITECTURE

Responsibility towards people and our environment has become a key principle in architecture. Sustainability and the durability of buildings are taken into account from the planning phase through the completion and operation of the building. Whether in the vibrant metropolis or remote in nature - the demand for sustainable architecture using natural raw materials is constantly growing.

For this reason, the production of Swisspearl fiber cement panels is carried out with low energy consumption and high environmental awareness. The resources required for production are more than 95% local mineral raw materials sourced from the Swiss Alps. As a result, Swisspearl products are 100% environmentally friendly and protect our resources.

The proprietary processes pioneered by Swisspearl with special surface finishes, sealed edges and back sided coatings, ensures optimal behavior and durability of the panels. Swisspearl fiber cement can be recycled without sorting, and with its long service life, improves both the ecological and economic balance of any building envelope. Millions of installed panels around the world prove the excellent, reliable long-term quality of fiber cement panels and their finishes.

Swisspearl stands for durable and sustainable facades, providing economical, comfortable, and a safe environment for the many people occupying the building.



Swisspearl product range

Panel sizes and colors



8 Swisspearl panel sizes

Facades and interior

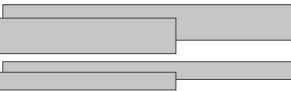
Swisspearl Largo - large size panels




Max. useable, finished panel size
3050 × 1250 × 8 mm | 12 mm
2510 × 1250 × 8 mm | 12 mm



Swisspearl Linearis - slat panels



2500 × 300 × 8 mm
2500 × 147 × 8 mm
1500 × 300 × 8 mm
1500 × 147 × 8 mm



Swisspearl Modula - overlap panels



2500 × 300 × 8 mm
1500 × 300 × 8 mm



Roof

Swisspearl Roof - R-Color



Max. useable, finished panel size
3050 × 1250 × 8 mm
2510 × 1250 × 8 mm




Swisspearl color overview

Independence and diversity

The Swisspearl facade panels get their independence through countless finishes and colors that offer limitless diversity. Below is an overview of the surface and color options. They are described in greater detail on the pages that follow.


CARAT

Unique natural look and timeless beauty. The translucent lightly pigmented finish adds a distinguished expression.



GRAVIAL

Unique interplay of light and shadow. The linear geometrical grooved surface offers countless options for making a special statement.




VINTAGO

Natural authentic, rough, lively and unique. The sanded surface highlights the purity of the fiber cement panel.




VINTAGO - REFLEX

Rough, lively with a shiny look. The sanded surface combined with a reflective surface gives a slightly rough, yet lively, shiny look.



AVERA

Authentic and vibrant appearance. The transparent coating lets the original natural look of the fiber cement shine through.




REFLEX

Shiny look with metallic character. The reflective surface coating gives the panels a sophisticated, shiny look.




NOBILIS

Authentic fiber cement look. The translucent light pigmented surface highlights the fiber cement texture in its natural beauty and elegance.




TERRA

Earthy and warm atmosphere. The finely coordinated colors are a reminiscent of earth tones and gives the building envelope an earthy, natural look.



PLANEA

Fresh and colorful creativity. The matte and smooth finish emphasizes the clear, bright and strong colors for an overall intense appearance.




Swisspearl Carat

Unique natural look and timeless beauty

Carat is a through-colored fiber cement panel with a translucent, lightly pigmented finish. With its unique, natural look and timeless beauty, the monolithic material ensures a distinguished expression.

It provides a wide standard range of 25 colors and additional custom colors. Carat is available with a special HR-coating which offers increased scratch resistance and protection against heavy soiling and graffiti.

With its unique naturalness, Carat gives the building architecture a fascinating power of expression.



INFO

Panel

Base panel: Through-colored

Top layer: Translucent lightly pigmented

Panel size (refer to page 8)

Swisspearl Largo:

Arbitrary panel size up to a maximum size of 3050 x 1250 mm, thickness 8 mm and 12 mm. Largo panels can also be used for the interior.

Swisspearl Linearis:

4 different panel sizes, thickness 8 mm.

Swisspearl Modula:

2 different panel sizes, thickness 8 mm.

For a detailed summary of the sizing and color options, please refer to our delivery program.

Colors

A wide standard range of 25 colors and additional custom colors.

Special HR - coating

Carat HR has a special coating that offers increased scratch resistance to the standard Carat and protection against heavy soiling and graffiti. Carat HR is available in all standard Carat colors.

Sahara 7000

Sahara 7001

Sahara 7002

Coral 7030


Coral 7031

Coral 7032

Topaz 7070

Topaz 7071

Topaz 7073



Amber 7080

Amber 7082

Onyx 7090

Onyx 7091

Onyx 7099

Agate 7219

Sapphire 7060

Sapphire 7061

Crystal 7010

Special F - coating

Carat F has a special coating that provides increased protection against weathering, with a more opaque appearance in comparison to Carat Standard colors. Carat F is available in all standard Carat colors.

Special R - coating

Carat R has a special weather-resistant coating for panels used on roof areas which gives the construction ideal protection against all weather conditions, as well as increased UV resistance. Carat R has a more opaque appearance in comparison to Carat Standard colors and is available in all standard Carat colors except for the Onyx and Amber colors.

Installation

The whole range from flat layer to lapped coverings, with face or concealed fastening.

For detailed information refer to our DIM (Design & Installation Manual).

Swisspearl product range - Facade, interior and roof colors



Bottom: Inland Northwest Behavioral Health Hospital, Spokane, USA.
Architect: NAC Architecture, Spokane, USA. Photographer: Rick Keating, Gates, USA.

Above: Multi family house, Küsnacht, Switzerland.
Architect: Rossetti + Wyss Architekten AG, Zurich, Switzerland.
Photographer: Jürg Zimmermann, Zurich, Switzerland.

Jade 7050

Azurite 7040

Azurite 7041

Black Opal 7020

Black Opal 7021

Black Opal 7024

Black Opal 7025


16 Swisspearl Gravial

Unique interplay of light and shadow

Gravial is a fiber cement panel with a linear grooved surface structure with consistent character. Depending on the angle of view and the incidence of daylight, it brings a contrasting and unique light and shadow effect.

Because Gravial can be excellently combined with our Carat and Nobilis panels, by providing a wide range of colors and cutting options, it creates endless design possibilities.

Gravial is perfect for making a special architectural statement on both the interior and exterior of a building.



INFO

Panel

Base panel: Through-colored | Grey based

Top layer: Translucent

Panel size (refer to page 8)

Swisspearl Largo:

Arbitrary panel size up to a maximum size of 3050 x 1250 mm, thickness 12 mm.

Largo panels can also be used for the interior.

For a detailed summary of the sizing and color options, please refer to our delivery program.

Colors

A standard range of 6 colors.

Installation


The whole range with face or concealed fastening.

For detailed information refer to our DIM (Design & Installation Manual Gravial).


Crystal 125




Granite 624



Amber 723



Anthracite 3020



Ivory 3090



Ivory 3099



18 Swisspearl Vintago

Naturally authentic, rough, lively and unique

Vintago is a through-colored fiber cement panel with a sanded, slightly rough surface which gives the facade a natural, authentic, lively and unique look. The sanded process creates a surface that highlights the original purity of the fiber cement panels.

It offers a wide range of design possibilities through a variety of cutting and color options. Its translucent high resistant surface coating protects the panels and gives a building a consistent look that lasts.

With Vintago you give both the interior and exterior of a building a multifaceted and aesthetically beautiful look.



INFO

Panel

Base panel: Through-colored

Top layer: Translucent

Panel size (refer to page 8)

Swisspearl Largo:

Arbitrary panel size up to a maximum size of 3050 x 1250 mm, thickness 8 mm.

Largo panels can also be used for the interior.

Swisspearl Linearis:

4 different panel sizes, thickness 8 mm.

Swisspearl Modula:

2 different panel sizes, thickness 8 mm.

For a detailed summary of the sizing and color options, please refer to our delivery program.

Colors

A wide standard range of 10 colors.

Differences in color tone between the panels are a natural part of the production characteristics. This underlines the liveliness of the material.

Installation

The whole range from flat layer to lapped coverings, with face or concealed fastening.

For detailed information refer to our DIM (Design & Installation Manual).


VI 001




VI 011




VI 021



VI 031




VI 040



VI 050



VI 061




VI 071



VI 091



VI 100




20 Swisspearl Vintago - Reflex

Rough, lively with a shiny look

Vintago-Reflex is a through-colored fiber cement panel with a sanded, slightly rough surface combined with a reflective coating. This special composition gives the panels an outstandingly beautiful look.

It can be excellently combined with our Vintago and Reflex panels and thus opens up entirely new design possibilities.

With its extraordinary and wonderful composition, Vintago-Reflex makes every facade unique and surprising.



INFO

Panel

Base panel: Through-colored

Top layer: Iridescent

Panel size (refer to page 8)

Swisspearl Largo:

Arbitrary panel size up to a maximum size of 3050 x 1250 mm, thickness 8 mm.

Largo panels can also be used for the interior.

Swisspearl Linearis:

4 different panel sizes, thickness 8 mm.

Swisspearl Modula:

2 different panel sizes, thickness 8 mm.

For a detailed summary of the sizing and color options, please refer to our delivery program.

Colors

A standard range of 3 colors.

Installation


The whole range from flat layer to lapped coverings, with face or concealed fastening.

For detailed information refer to our DIM (Design & Installation Manual).


VIR 9000



VIR 9221



VIR 9292



22 Swisspearl Avera

Authentic and vibrant appearance


Avera is a through-colored fiber cement panel that attains an unparalleled natural and authentic texture as a result of the dynamic production process.

A standard HR (high-resistance) coating gives the panels excellent scratch resistance and protection against heavy soiling and graffiti. The transparent coating allows the natural look of the fiber cement to shine through, thus creating a vibrant surface appearance with a varied texture and dynamic color tones.

Avera enables you to create a building envelope with an amazing liveliness and authenticity of natural fibers.



House on Haliburton Lake, Ontario, Canada. Architect: +VG, Toronto, Canada. Photographer: David Whittaker Photographer Inc., Toronto, Canada.



INFO

Panel

Base panel: Through-colored
Top layer: Translucent

Panel size (refer to page 8)

Swisspearl Largo:

Arbitrary panel size up to a maximum size of 3050 x 1250 mm, thickness 8 mm.
Largo panels can also be used for the interior.

Swisspearl Linearis:

4 different panel sizes, thickness 8 mm.

Swisspearl Modula:

2 different panel sizes, thickness 8 mm.

For a detailed summary of the sizing and color options, please refer to our delivery program.

Colors

A wide standard range of 9 colors.
Differences in color tone between the panels are a natural part of the production characteristics. This underlines the liveliness of the material.

Installation

The whole range from flat layer to lapped coverings, with face or concealed fastening.

Detailed information refer to our DIM (Design & Installation Manual).

AV 000



AV 010



AV 020



AV 030




AV 040



AV 050



AV 060



AV 070



AV 100



24 Swisspearl Reflex

Shiny look with metallic character


Reflex is a through-colored fiber cement panel with a reflective surface coating. The metallic character gives the panels a sophisticated, shiny look and creates exciting nuances in color shades depending on the vantage point and lighting.

The standard range, with 12 colors, opens up unlimited opportunities in architecture.

With its shiny appearance, Reflex transforms building envelopes into sophisticated architectural highlights.



DC International School, Washington, USA. Architect: Perkins Eastman DC, Washington, USA. Photographer: Brycen Fischer, Baltimore, USA.



INFO

Panel

Base panel: Through-colored
Top layer: Iridescent

Panel size (refer to page 8)

Swisspearl Largo:

Arbitrary panel size up to a maximum size of 3050 x 1250 mm, thickness 8 mm and 12 mm.
Largo panels can also be used for the interior.

Swisspearl Linearis:

4 different panel sizes, thickness 8 mm.

Swisspearl Modula:

2 different panel sizes, thickness 8 mm.

For a detailed summary of the sizing and color options, please refer to our delivery program.

Colors


A wide standard range of 12 colors.

Installation

The whole range from flat layer to lapped coverings, with face or concealed fastening.

Detailed information refer to our DIM (Design & Installation Manual).


Anthracite 4021



Anthracite 4022



Jade 4051



Coral 4031



Amber 4072




Amber 4071




Ivory 4092



Ivory 4091



Crystal 4111



Special base panel (refer to page 20)
Three Reflex colors are also available with a sanded surface panel – Vintago-Reflex.



Swisspearl Nobilis

Authentic fiber cement look


Nobilis is a grey based panel with a translucent, lightly pigmented surface, which highlights the fiber cement texture in its natural beauty and elegance.

The 13 colors are characterized by smooth tones of grey, finely coordinated with each other. All colors are available with an optional, high-resistant (HR) coating, which provides an increased scratch resistance and offers protection against heavy soiling and graffiti.

On larger surfaces, Nobilis will create sophisticated statements with its elegant and soft colors.



Seamus Heaney Home Place, Bellaghy, Northern Ireland. Architect: W M Given, Coleraine, Great Britain. Photographer: Meraner & Hauser OHG / SNC, Bozen, Italy.



INFO

Panel

Base panel: Grey based
Top layer: Translucent lightly pigmented

Panel size (refer to page 8)

Swisspearl Largo:
Arbitrary panel size up to a maximum size of 3050 x 1250 mm, thickness 8 mm. These 12 mm panels are only available in size 2510 x 1250 mm. Largo panels can also be used for the interior.

Swisspearl Linearis:
4 different panel sizes, thickness 8 mm.

Swisspearl Modula:
2 different panel sizes, thickness 8 mm.

For a detailed summary of the sizing and color options, please refer to our delivery program.


Colors

A wide standard range of 13 colors and additional custom colors.

Special HR - coating

Nobilis HR has a special coating that provides excellent scratch resistance to the standard Nobilis and protection against heavy soiling and graffiti. Nobilis HR is available in all standard Nobilis colors.


Crystal 122




Crystal 123




Crystal 124




Crystal 125



Azurite 421



Azurite 422



Jade 521




Jade 522




Granite 622






Granite 624



Amber 721



Amber 723



Anthracite 221

Installation

The whole range from flat layer to lapped coverings, with face or concealed fastening.

For detailed information refer to our DIM (Design & Installation Manual).





Swisspearl Terra

Earthy and warm atmosphere

Terra is a grey based fiber cement panel with a translucent, strongly pigmented coating. The finely coordinated colors are a reminiscent of earth tones and gives the building envelope an earthy, warm look.

With Terra, buildings are able to blend in with their natural environment.



INFO

Panel

Base panel: Grey based

Top layer: Translucent strongly pigmented

Panel size (refer to page 8)

Swisspearl Largo:

Arbitrary panel size up to a maximum size of 3050 x 1250 mm, thickness 8 mm. These 12 mm panels are only available in size 2510 x 1250 mm.

Largo panels can also be used for the interior.

Swisspearl Linearis:

4 different panel sizes, thickness 8 mm.

Swisspearl Modula:

2 different panel sizes, thickness 8 mm.

For a detailed summary of the sizing and color options, please refer to our delivery program.

Colors

A standard range of 6 colors.

All colors available with HR-Coating.

Installation


The whole range from flat layer to lapped coverings, with face or concealed fastening.

For detailed information refer to our DIM (Design & Installation Manual).

Amber 751




Amber 752



Amber 753




Amber 754



Amber 755



Amber 756





Swisspearl Planea

Fresh and colorful creativity

Planea is a grey based fiber cement panel with a opaque coating. The matt and smooth finish emphasizes the clear, bright and bold colors for an overall intense appearance.

In addition, the opaque acrylic surface coating also protects the panels, and thus your building, from extreme weather conditions. Planea panels enable a color intense, yet a natural, strong and lasting building envelope.



INFO

Panel

Base panel: Grey based
Top layer: Opaque

Panel size (refer to page 8)

Swisspearl Largo:
Arbitrary panel size up to a maximum size of 3050 x 1250 mm, thickness 8 mm and 12 mm.
Largo panels can also be used for the interior.

Swisspearl Linearis:
4 different panel sizes, thickness 8 mm.

Swisspearl Modula:
2 different panel sizes, thickness 8 mm.

For a detailed summary of the sizing and color options, please refer to our delivery program.

Colors

A wide standard range of 13 colors and additional custom colors. All colors available with HR-Coating.


Custom Colors:

The Planea panel is perfect for creating your own personal color of choice. (RAL, NCS, Pantone etc). For more information refer to page 48.

Igloo 932



Seashell 933



Sunrise 831



Sunset 832




Cactus 531



Jungle 532



Coral 331



Dragon 332



Crimson 333




Ruby 334



Installation

The whole range from flat layer to lapped coverings, with face or concealed fastening.

For detailed information refer to our DIM (Design & Installation Manual).



Design possibilities

Made to create



40 Customized panels

Be creative

The design possibilities offered by the wide range of finishes and colors may be complimented with special fabrication or surface treatments. These additional options allow an exclusive, special touch to be given to every high profile building.

The various Swisspearl specialties rest on the through-colored panel platform. Panels with perforations, engravings or other surface treatments are provided with an outstanding finish. They may be used individually or in combination with other Swisspearl panels in the same shade, different shade or with other materials.



Perforations

Design possibilities with functionality

Holes, slots and other shaped perforations allow the creation of unique effects. Perforated panels may have a function (sliding shutters, lighting concepts, windscreens, separations, sound absorption, etc.) or be purely decorative. Each perforation project needs to be checked by our technical advisors. As a guideline, the perforated surface may be up to 18%.

Perforated panels are available in Carat and Reflex, and other color lines upon request.



44 Engravings

To impress

Geometric designs, unique custom patterns, company logos and more, the creative possibilities are unlimited. Engravings may be within a panel, change from one panel to the other or run over several panels to create a bigger pattern. The structural feasibility of each intended pattern needs to be checked. As a guideline, the depth of engravings is 1.5 mm (panel 8 mm thickness) or up to 4.0 mm (panel 12 mm thickness).

Engraved panels are available in Carat and Reflex, other color lines on request.



Left: Davis-Harrington Welcome Center, Springfield, USA. Architect: Dake Wells Architecture, Springfield, USA. Photographer: Gayle Babcook, Springfield, USA.
Left Bottom: ITMS Telemedicina do Brasil, Sao Paulo, Brazil. Architect: Mauricio Karam, Sao Paulo, Brazil. Photographer: Mauricio Karam, Sao Paulo, Brazil.
Right: SAP Lobby, Budapest, Hungary. Architect: Vikár és Iukács Építészstúdió Kft., Budapest, Hungary. Photographer: Bujnovszky Tamás, Budapest, Hungary.

ITMS Telemedicina do Brasil, Sao Paulo, Brazil. Architect: Mauricio Karam, Sao Paulo, Brazil. Photographer: Mauricio Karam, Sao Paulo, Brazil.

46 Panels coated on both sides

Twice the look

Any panel may be finished on both sides. Typical applications are panels for balconies or balustrades (minimum thickness: 12 mm), partition walls visible on both sides, sliding shutters, etc.



Sun shading elements

Break the light

Customized treatments, such as perforations, are also possible for sun shading elements. With these functional and aesthetic elements, heat buildup in sun exposed rooms can be reduced allowing significant reduction in energy costs for cooling needs.



Customized colors


Create your own color

Do you want to create your own color for the facade, interior or the roof? No problem! Swisspearl has an unmatched competence and knowledge regarding special colors. Thousands of customized colors have been supplied according to architects' specifications.

Customized colors are available for Carat, Nobilis and Planea.



Otago Polytechnic Student Village, Dunedin, New Zealand. Architect: Mason and Wales Architects, Dunedin, New Zealand. Photographer: Matthew Heritage Architectural & Interior Photography, South Yorkshire, New Zealand.



Wickham Community Hub, Wickham, Australia. Architect: Gresley Abas, Perth, Australia. Photographer: Acorn Photo, Robert Frith, Subiaco, Australia.

Ventilated facade system

A highly sustainable solution



52 Appearance of the cladding

Face fastened

Swisspearl facade panels are installed on timber or metal sub frame. The fastening method using face fastened screws or rivets allows an efficient attachment to the supporting structures. In fact, the fastener heads are available in the exact same shade of color as the panels, and are hardly visible even a slight distance away, as they blend with the overall surface.

For detailed information refer to our DIM (Design & Installation Manual).

Concealed panel attachment methods

The concealed attachment has been designed for applications with the highest aesthetic standards. This high-end method of use brings out the full attractiveness of the surface finish of the Swisspearl panels.

Sigma

Sigma concealed panel attachment is available for 8 and 12 mm panel thickness.

The panels are supplied by the factory or certified fabricator accurately cut to size, including anchoring points to the panel rear face. Aluminum parts are fitted to the panel on site and the panels are hung to the appropriate supports on the sub-framing. The sub-framing is made from either timber battens covered by a layer of EPDM for moisture protection, or by metal, i.e. aluminum or galvanized steel.

Important: Anchoring points for Sigma 8 concealed panel attachment may only be set by Swisspearl directly.

Fischer

It's also possible to fix the concealed facade panels with Fischer FZP II T-PA undercut anchor embedment 5 mm in coordination with a Fischer certified company.

Adhesive

Panels ordered for adhesive application are called ARSB and are available upon request at time of order. Standard Swisspearl panels cannot be used for adhesive application.



The rear ventilation system

A highly sustainable solution


Providing considerable energy savings for any building, the environmentally friendly ventilated facade system and Swisspearl fiber cement panels are not only a good contribution to climate protection, they also offer a great opportunity to enhance the durability, appearance and value of a building.

All Swisspearl panels are specially designed for rainscreen cladding applications with rear ventilation. Combined with each other, they become the most reliable system from the technical construction viewpoint. This cladding system effectively protects the building and its structure from the elements for a long time. Furthermore, it reduces humidity and the air circulation optimizes the efficiency of insulation. Therefore, there will be no problem with mold, fungi, etc. The rot-resistant and non-combustible panels are extremely durable and virtually maintenance free – an attractive solution with many advantages.

Maximum longevity to exterior cladding

The five main components

The typical rainscreen system is based on natural rear ventilation. It is most reliable, sustainable and provides maximum longevity to exterior cladding. Ventilated facade systems consist of five main components:



- 1 Support structure
- 2 Sub frame
- 3 Thermal insulation layer
- 4 Ventilated cavity
- 5 Swisspearl Cladding

1 Support structure	2 Sub frame	3 Thermal insulation layer	4 Ventilated cavity	5 Swisspearl Cladding
The exterior wall of a building is mainly made of concrete, CMU blocks, brickwork, steel or timber frame with studs and planked by gypsum boards.	Swisspearl facade panels are installed on timber or metal supports.	The advantage of an exterior thermal insulation is to keep the entire building structure at a constant temperature and to minimize thermal bridges and thus reduce the loss of energy to a minimum. Economical as well as ecological advantages result.	The main task of the air cavity is the evacuation of moisture and excess heat. Thanks to the pressure difference between bottom and top, the air circulation occurs naturally.	The outer skin of the building envelope has two main functions; to be aesthetically pleasing as well as protecting against influences from climate and environment.

Cost efficiency

Savings up to 30% over typical facade

A Swisspearl facade is a cost-efficient and extremely economical building envelope which retains its value very well; thanks to its excellent characteristics such as easy assembly at all weather conditions, long life, functional reliability and being almost maintenance-free.

Swisspearl ventilated facades have proven in severe climates to be very energy efficient and cost effective over the long term. They also ensure a longer life expectancy for the building structure and the building envelope with low-cost maintenance.



Energy efficiency

Swisspearl facades are ideally suited for energy efficient construction concepts. Sophisticated construction with long-lasting weather protection offers distinct, long-lasting energy efficiency.



Durability and maintenance

Rear ventilated claddings are virtually maintenance free. Costs for repainting, recaulking and repairing regularly is therefore eliminated. The longevity of Swisspearl cladding panels makes the economic advantage of the product obvious.



Sustainable and efficient

Outstanding features such as durability, functional reliability, maintenance free upkeep, and simple installation make Swisspearl facades an especially cost-effective, efficient, and high value building envelope starting from day one. The sustainability of Swisspearl products is proven by EPDs (Environmental Product Declarations).

One system

Many advantages

Rear ventilated cladding, often referred to as rainscreen cladding, in combination with the use of a thermal insulation on the outside of the exterior wall, generate numerous advantages as follows:



Long-lasting reliability

Unrivaled everlasting Swisspearl slates offer optimal protection of the facade construction against all manner of weather or outside influences, thus guaranteeing a long-lasting, reliable building envelope for decades.



Flawless

The exterior of every facade is subject to extreme temperature fluctuations. The Swisspearl facade system allows for unhampered dilation of the exterior mounted siding. Therefore, you don't have to worry about extensive repair work to fix cracks in the plaster or flaking due to frost on the exterior.



Fireproof

Swisspearl panels are composed of mineral and thus non combustible according to ASTM E-136. They have outstanding fire protection properties. A feature that offers the necessary safety even for especially compact structures. Fire classification according to NFPA 285 EN 13 501-1 & A2-s1, d0.



Architecturally inspiring

Swisspearl uniquely combines functionality with a strong aesthetic power of expression. Its unique material features, combined with the variety of forms and colors, opens up virtually boundless realms of possibility for the design of first-class facades.



Moisture protection

No condensation and mildew on the walls. The back ventilation space allows diffused water vapor inside the building to escape to the outside in a controlled manner.



Ecological from A to Z

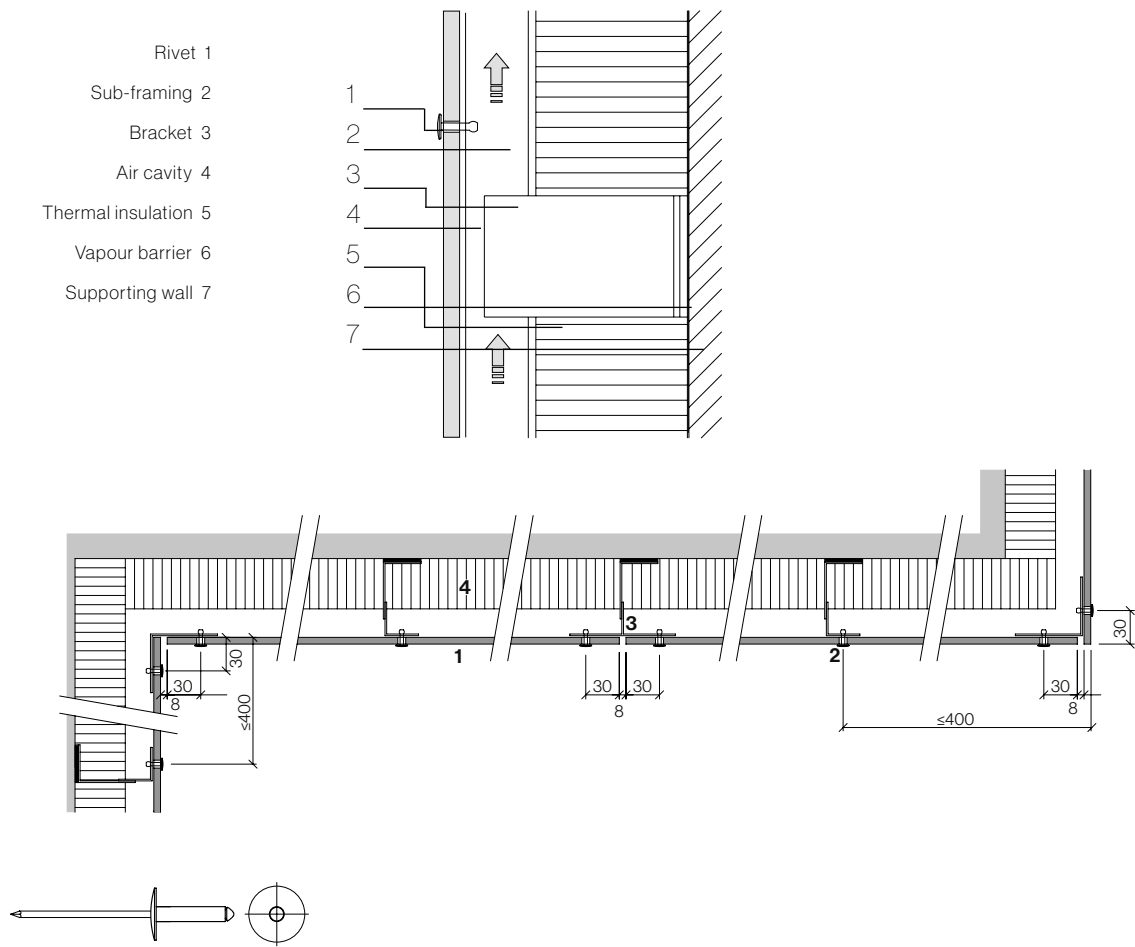
Minimal energy required for production and its long service life make Swisspearl panels the embodiment of sustainability in construction, even in comparison to wood. The layers of the Swisspearl facade system are also separable, making it easy to dismantle.



Optimized comfort

The special structural-physical properties of the Swisspearl facade system maintain an ideal, healthy environment in the building all year round. While the insulation placed throughout keeps the cold out of the living space, natural air circulation in the back ventilation space prevents heat transfer to the interior in the summer and keeps the living space pleasantly cool.

Metal sub frame (aluminium or galvanized steel)



Rivets

Stainless steel or alu-
minum. Heads powder
coated or blank.
Standard type 18 mm,
longer rivets for lapped
cladding panels.

Hole diameters

All holes in panels for both
fixed and sliding points
need to be 9.5 mm in
diameter. All holes in sub
frame for fastening the
panels need to be 4.1 mm
in diameter.

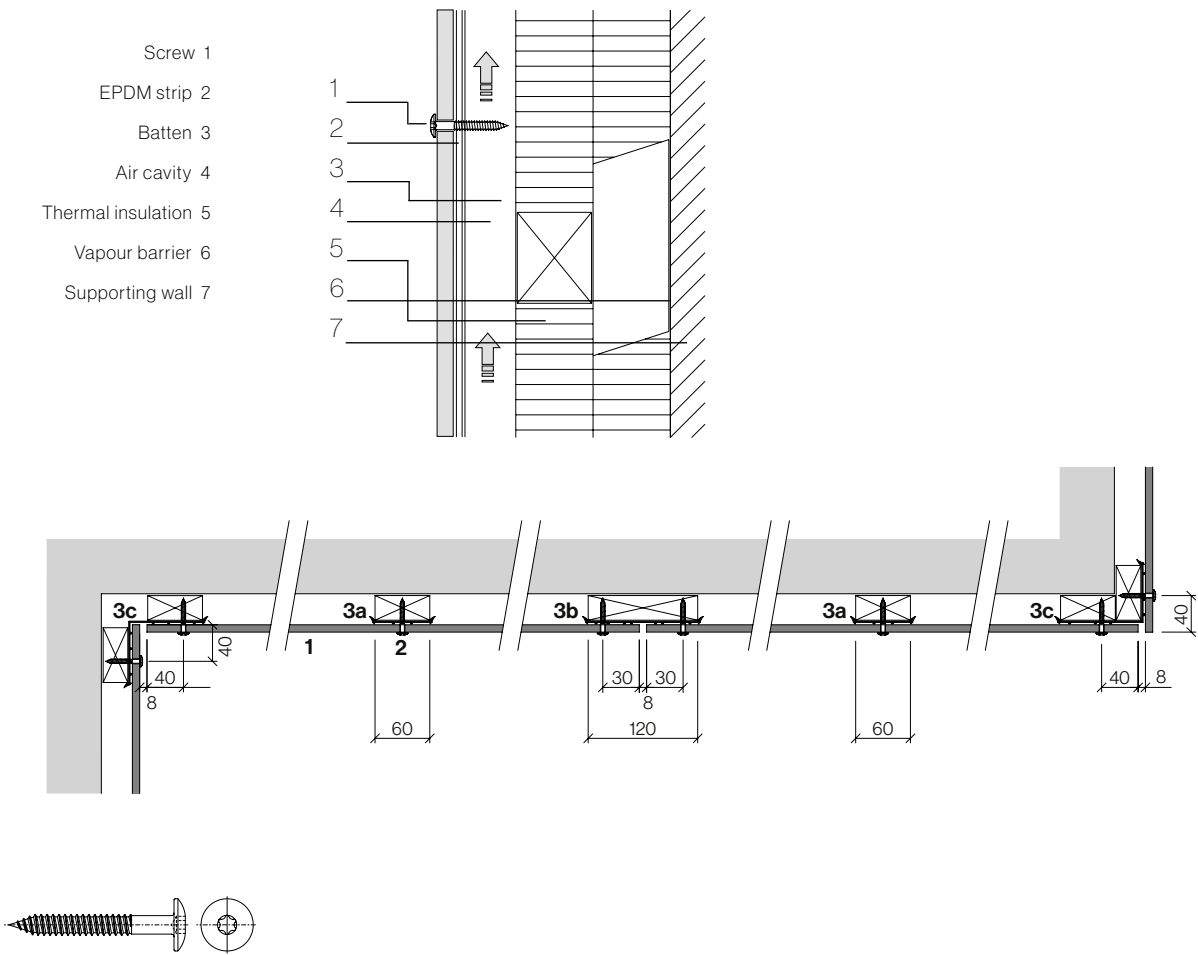
Aluminum profiles

Min. 2 mm thickness aluminum mill
or anodized. Profile length about
3 m for installation story high
breaks to coincide with horizontal
panel joints.

Steel profiles

Steel panel supports to be min.
gauge 18 (1.27 mm / 0.05") to obtain
nominal pull out value. Profiles should
not be longer than 6 m (20').

Timber battens



Screws / bit

Stainless steel screw,
with powder coated or
blank head.
Standard type 4.8x38
mm, head Ø 12 mm, drive
T20W.

Hole diameters

Holes in panels need
to be Ø 5.5 mm

Timber quality

Battens must be thickness gauged
to 1 face:

- Thickness min. 27 mm (min. 3/4")
- Always use planed surface timber
- Solidity class II (FK II/C24)
- Recommend to only use kiln-dried
lumber
- Moisture content max. 20-%

General information ventilated facade

Facade engineering

Facade engineering is to be carried out by a locally licensed engineer based on the data supplied by Swisspearl (panel and fastening data, wind load tables) and based on the applicable local standards and regulations.

Sub frame/panel support

The panels are supplied including the fasteners but without the support profiles. This leaves the great advantage of flexibility for the project. For example:

- Verticals in metal or timber attached to horizontal Z
- Double threaded spacer screws for timber battens, adjustable in/out
- Aluminum bracket (fixed/sliding)
- Aluminum verticals adjustable in/out
- Timber sub frame made of horizontal and vertical layer
- Verticals in metal or timber to horizontal angle adjustable in/out



General information

Product warranty

The products are manufactured to highest standards and under permanent quality control programs by third party testing facilities as well as by the factory's own laboratories.

In the case that any delivered product should not reach its specified performance, there will be a 20-year warranty covering the functional quality of swiss made panels and accessories. The warranty is granted on the condition that the latest Design and Installation Manual has been fully complied with.

Properties of the material

The printed colors may differ from the original shade of the color. To see the exact color, and when matching up colors on adjacent parts of a building, one must use the original panel samples.

The natural ingredients used in the fiber cement panels will to some extent determine the unique character of the material. The intensity and color tone may vary slightly depending on the production batch. Differences in texture and color tone between the individual panels are a natural part of the Vintago and Avera production characteristics and also underline the liveliness of the material expression in the facade. Such differences in color are not covered by the warranty.



There for you

Contact us

Swisspearl's comprehensive offering of services and advice allows us respond to the different needs of builders, facade installers, roofers, architects and planners in order to jointly develop informed solutions. Sharing knowledge plays a key role here. That is why we have also partnered up with exclusive Distributors to serve the market better.

Furthermore, Swisspearl supports its customers with comprehensive specialist advice, detailed documentation, technical manuals and its customer magazine, which has become a renowned publication for planners and architects.

Please do not hesitate to contact us. One of our dedicated and knowledgeable staff will be happy to provide you with help and advice.

Are you looking for architectural inspiration?

Every year, a great number of building projects are carried out with Swisspearl products. Architecture can accomplish a lot today - and it should. Climate change and the importance of sustainable building is a challenge for everyone who is involved in the planning and realization of a building.

Building envelopes are expected to minimize energy consumption. Building materials should be durable over the long term. Architects are urged to consider whether existing buildings can be repurposed. Building owners are faced by the challenge of defining their requirements on a building in a way that makes its use sustainable and environmentally friendly. With the ventilated facade made of fiber cement panels, Swisspearl offers an environmentally sound building envelope. In our Swisspearl Architecture Magazine we annually present architecturally unique and outstanding building projects around the globe.

Get inspired and sign up for the latest free copy.





Swisspearl
CH-8867 Niederurnen
T: +41 55 617 11 60
info@swisspearl.com

www.swisspearl.com

Member of the
Swisspearl Group

